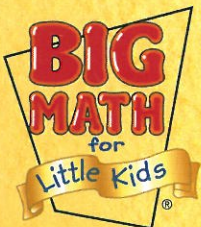


The Table of Phinneas Fable



Carole Greenes
Robert Balfanz Herbert P. Ginsburg

DALE SEYMOUR PUBLICATIONS

Pearson Learning Group

The Table of Phinneas Fable



A STORY FOR YOU FROM
Big Math for Little Kids[®]

Carole Greenes Robert Baltanz Herbert P. Ginsburg
Illustrated by Jamie Smith

DALE SEYMOUR PUBLICATIONS
Pearson Learning Group



National Science Foundation

This material is based on work supported by the National Science Foundation under Grant No. ESI-9730683. Any opinions, findings, conclusions, or recommendations expressed here are those of the authors and do not necessarily reflect the views of the National Science Foundation.

Copyright © 2003 by Pearson Education, Inc., publishing as Dale Seymour Publications, an imprint of Pearson Learning Group, 299 Jefferson Road, Parsippany, NJ 07054. All rights reserved. No part of this book may be reproduced or transmitted in any form or by any means, electronic or mechanical, including photocopying, recording, or by any information storage and retrieval system, without permission in writing from the publisher. For information regarding permission(s), write to Rights and Permissions Department.


Big Math for Little Kids[®] is a trademark of Pearson Education, Inc.

Dale Seymour Publications[®] is a registered trademark of Dale Seymour Publications, Inc.

ISBN 0-7690-2869-1

Printed in the United States of America

9 10 11 V059 11 10



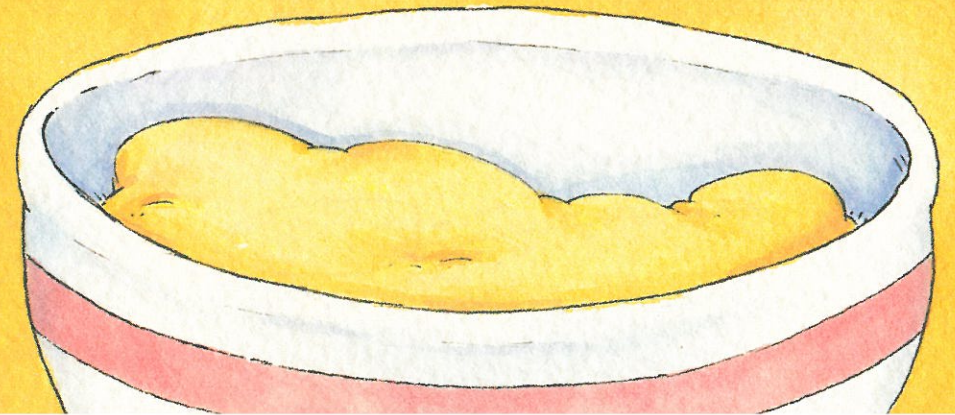



1-800-321-3106
www.pearsonlearning.com

The pasta maker,
Phinneas Fable,
Cut some dough on his
Big kitchen table.





He made different shapes
With the pasta dough.
Then he put the shapes
In a nice neat row.



First came a circle.
Then came a square.
He made the pattern
With very great care.




“What shapes come next?”
He thought to himself,
As he took more dough
From the kitchen shelf.



?

?



“Next there’s a circle.
Then there’s a square.
I love the pattern
Of shapes I prepare.”




Phinneas Fable
Rolled out some more dough.
He cut lots of shapes
To make a new row.




Square, circle, triangle
Are all made of dough.
Square, circle, triangle
Are all in a row.




“Look at the pattern
And see if you know
Which shape belongs at
The end of the row.”





“It’s a triangle
Did I hear you say?
You are right!
Hip hip hooray!”





Phinneas Fable
Rolled out some more dough.
He cut lots of shapes
To make a new row.






Square, square, triangle
Are all made of dough.
Square, square, triangle
Are all in a row.



“Look at this pattern
And see if you know
Which shape belongs next
In the pasta row.”



“Look at this pattern
And see if you know
Which shape belongs next
In the pasta row.”




“It’s a square
Did I hear you say?
You are right!
Hip hip hooray!”





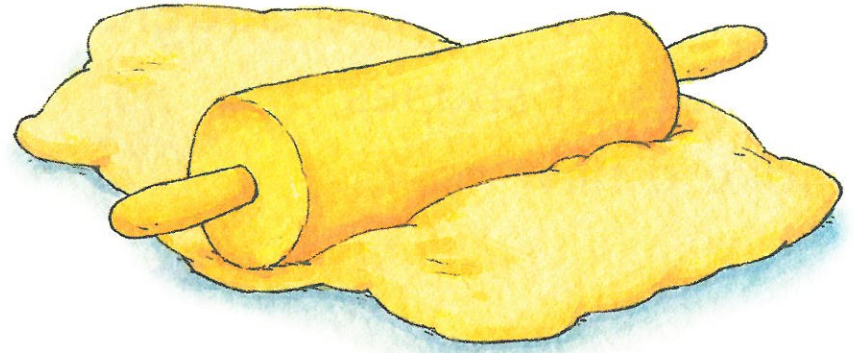


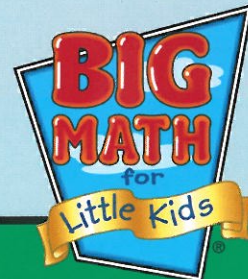
Phinneas Fable
Rolled out some more dough.
He cut lots of shapes
To make a new row.

“Oops,” said Phinneas.
“The pattern I see
Is missing a shape.
What could it be?”



Here are some patterns
For you to do.
Just find what's missing
And name the shapes too!





Pre-Kindergarten

Unit 3
Patterns Plus



1-800-321-3106
www.pearsonlearning.com

ISBN 0-7690-2869-1

