



## **Pattern Bridge Game Board**


Print the following pages and assemble them into a game board (either place them next to each other in the order presented here, or use tape to fasten them together). This document also includes plus and minus cards to cut out and use alongside the game board.



These materials accompany the center activity Pattern Bridge. Copyright © 2021 Stanford University, DREME Network. All Rights Reserved.



These materials accompany the center activity Pattern Bridge. Copyright © 2021 Stanford University, DREME Network. All Rights Reserved.



These materials accompany the center activity Pattern Bridge. Copyright © 2021 Stanford University, DREME Network. All Rights Reserved.

